















Year4 2021-2022 Long Term Plan	Autumn 1	Autumn 2	Spring 1	Spring 2
English	<p><b>Writing Journey 1</b> <b>3 weeks</b> <b>Picture Book:</b> <i>The Scarab's Secret</i> by Nick Would</p>  <p><b>Outcomes:</b> Write a narrative from the perspective of an alternate character within the story.</p> <p><b>Writing Journey 2</b> <b>3 weeks</b> <b>Non-fiction:</b> <i>The Story Tutankhamen</i> by Patricia Cleveland-Peck</p>  <p><b>Outcome:</b> A newspaper report.</p>	<p><b>Writing Journey 1</b> <b>4 weeks</b> <b>Entry Novel:</b> <i>Charlie and the Chocolate Factory</i> by Roald Dahl</p>  <p><b>Outcome/s:</b> A new factory room setting description. New sweets descriptions. New sweet adverts.</p> <p><b>Writing Journey 2</b> <b>2 weeks.</b> <b>Picture Book:</b> <i>The Winter's Child</i> by Graham Baker-Smith</p>  <p><b>Outcome:</b> Write a character description of Tom. Write a letter from Tom to the Winter's Child, thanking him for the spring.</p>	<p><b>Writing Journey 1</b> <b>3 weeks</b> <b>Novel:</b> <i>Kensuke's Kingdom</i> by Michael Morpurgo</p>  <p><b>Outcome:</b> A balanced argument.</p> <p><b>Writing Journey 2</b> <b>3 weeks</b> <b>Non-fiction:</b> <i>Atlas of Adventures: Wonders of the World</i> by Ben Handicott/ Lucy Letherland</p>  <p><b>Outcome:</b> Create own 'wonder', linked to geography work, imitating the style of the text and the choices made in relation to its intended audience.</p>	<p><b>Writing Journey 1</b> <b>3 weeks</b> <b>Fiction as Non-fiction:</b> <i>The Land of Neverbelieve</i> by Norman Messenger</p>  <p>Tie in with <i>Once in a Lifetime</i> Film driver.</p> <p><b>Outcome:</b> Create an entry in the style of the book.</p> <p><b>Writing Journey 2</b> <b>2 weeks</b> <b>Graphic Novel:</b> <i>Arthur and the Golden Rope</i> by Joe Todd-Stanton</p>  <p><b>Outcome/s:</b> To write a story about Arthur's journey.</p>
Resources Needed				
Maths	<p>Number: Place Value Number: Addition and Subtraction Geometry: Property of Shape</p>	<p>Number: Multiplication and Division Measurement: Area Fractions Measurement: Time</p>	<p>Number: Multiplication and Division Decimals Measurement: Length and Perimeter Measurement: Money</p>	<p>Measurement: Money Number: Place Value Number: Addition and Subtraction (To include money) Statistics</p>
Resources Needed	<p>Deines Place value counters 2d shapes 3d shapes</p>	<p>Deines Place value counters Fraction cards clocks</p>	<p>Deines Place value counters Decimal arrow cards money</p>	<p>Deines Place value counters money</p>
Science	<p><b><u>Living Things and Their Habitats</u></b> Grouping Living Things Classifying Vertebrates and Invertebrates Using Classification Keys</p>	<p><b><u>States of Matter</u></b> Solid, Liquid or Gas? Gases Heating and Cooling States of Matter- Water Evaporation and</p>	<p><b><u>Sound</u></b> How is sound made? How do we hear? Pitch and Volume Sound Proofing Making Music</p>	<p><b><u>Electricity</u></b> Where does Electricity come from? Electrical appliances Electrical circuits Insulators and Conductors</p>

	Local Habitat Survey Environmental Changes	Condensation Water Cycle		Switches and Buzzers
Resources Needed	Invertebrate identification charts, collection equipment, microscope, classification keys, pictures of types of living things	Examples of solids liquids and gases (pictures, video or concrete idelly) funnels bottles, scales. Chocolate, thermometers, water cycle model/poster.	Sound meters/decibel meters Materials to create musical instruments materials to test sound proofing Musical instruments	Wires, buzzers, bulbs, batteries, electrical items/pictures of electrical items
Religious Education	<p><b>CREATION</b></p>  <p><b>‘What does it mean that we are all made in the image and likeness of God?’</b></p> <p>Explores being made in the image and likeness of God, as seen through the story of Genesis and how we are called to respect all similarities and differences.</p> <p>Looks at how we are called to eradicate injustice through the work of CAFOD.</p> <p>Examines issues of reverence and respects in the Jewish faith and the Torah.</p> <p><b>Scripture:</b> Genesis 1:26-31 Genesis 22: 1-19 Story of Abraham and his sacrifice Genesis 37:1-36 Story of Joseph Colossians 3: 12-13 1 Corinthians 12: 4-30 1 Thessalonians 5: 14-15</p> <p><b>HARVEST CELEBRATION</b></p>	<p><b>PRAYERS SAINTS AND FEASTS</b></p>  <p><b>‘How should we pray?’</b></p> <p>Explores the prayer life of Jesus as he grew up in the Jewish faith and how he taught his followers to pray.</p> <p>Reflects on the importance of prayers to Mary in the life of the Church and researches the history of the Rosary.</p> <p>Looks at the importance of prayer in Islam.</p> <p><b>Scripture:</b> Luke 10:38-42 – Martha and Mary Luke 2:41-51 – Jesus in the Temple Deuteronomy 6:4-9 – Prayer of Shema Luke 11:1-4 – The Our Father Scripture associated with the Luminous Mysteries. When Jesus prays after feeding of 5000. Garden of Gethsemane.</p> <p><b>ADVENT</b></p> <p><b>‘How does the Old Testament help us in understanding Advent?’</b></p> <p>The First Coming of Jesus is placed in historical context through the lives of his ancestors (House of David).</p>	<p><b>CHRISTMAS</b></p>  <p><b>‘Who are God’s messengers?’</b></p> <p>The role of the angels in the story of Christmas as messengers of Jesus’ Good News is examined.</p> <p>The feasts associated with Christmas such as the Annunciation and the Birth of John the Baptist are also explored.</p> <p><b>Scripture:</b> Luke 1:5 to 2:20 – Birth of John the Baptist and Birth of Jesus Matthew 1:18 to 2:21</p> <p><b>REVELATION</b></p>	<p><b>LENT</b></p>  <p><b>‘How can we use Lent to make more space in our lives for God?’</b></p> <p>Examine Jesus’ time in the wilderness.</p> <p>Explores how prayer, fasting, almsgiving and living out the Beatitudes help us prepare for Easter.</p> <p>Examines the importance of Yom Kippur in the Jewish religion.</p> <p><b>Scripture:</b> Matthew 4: 1 – 11 – The Temptations of Jesus Matthew 6: 1 – 8, 16 – 18 – Teaching on prayer, fasting and almsgiving Luke 18: 9 – 14 – Parable of the Pharisee and the tax collector Matthew 5: 1 – 12 – The Beatitudes Mark 12:41-44, Luke 21:1-4 - Widow’s Mite</p> <p><b>HOLY WEEK</b></p>

		<p>Explores the nature of the Messiah.</p> <p><b>Scripture:</b> <i>Matthew 1: 1 – 16 – The family ancestors of Jesus</i> <i>1 Samuel 16: 1 – 13</i> <i>Isaiah 7:14 – 15</i> <i>Isaiah 11:1-2</i> <i>Jeremiah 30: 21 - 22</i> <i>Isaiah 9:2, 6 – 7</i> <i>John 1:1</i> <i>Chronicles 1: 28</i></p>		
			<p><b>‘What does it mean to be the ‘Light of the World’?’</b></p> <p>Looks at how the apostles Anna and Simeon saw the glory of Jesus as the only Son of the Father.</p> <p>Explores the revelation of Jesus as the Light of the World.</p> <p>Looks at the celebrations of light over darkness in the Sikh religion.</p> <p><b>Scripture:</b> <i>Luke 2: 22-40 – Presentation of Jesus</i> <i>Matthew 17: 1-8 – Transfiguration of Jesus</i> <i>John 1: 29-34 – John Testifies About Jesus</i> <i>John 2: 1-11 - Wedding at Cana</i> <i>Matthew 4: 17 – Proclamation of the Kingdom of God</i> <i>Matthew 26: 26-29 - Institution of the Eucharist</i> <i>John 8:12 – Light of the World</i></p>	<p><b>‘Why did the crowd turn against Jesus?’</b></p> <p>The reasons for the death of Jesus are explored through his Passion and death.</p> <p><b>Scripture:</b> <i>Luke 19:28-38 Palm Sunday</i> <i>Matthew 21:1-11</i> <i>Matthew 26:47 – 27:54</i></p>
Resources Needed	God Matters Supplementary Guidance Bibles	God Matters Supplementary Guidance Bibles	God Matters Supplementary Guidance Bibles	God Matters Supplementary Guidance Bibles
Art and Design	<p><b>Egyptian Art</b></p> <p><b>Egyptian Canopic Jars- sculpture</b></p> <ul style="list-style-type: none"><li>improve their mastery of art and design techniques, including drawing, painting and sculpture with a range of materials</li><li>Create sketchbooks to record their observations and use them to review and revisit ideas</li></ul>		<p><b>Gaudi (architecture)</b></p> <ul style="list-style-type: none"><li>improve their mastery of art and design techniques, including drawing, painting and sculpture with a range of materials</li><li>Create sketchbooks to record their observations and use them to review and revisit ideas</li></ul>	
Resources Needed		Egyptian photo packs Egyptian artefacts		

Computing	<u>Scratch: Questions and Quizzes</u> Questions and Answers A Short Quiz Changing the Sprite Additional Effects Scoring Create Your Own Quiz	<u>Programming Turtle Logo</u> Procedures Setpos Colour Fill Label Arc	<u>Online Safety</u> Cyberbullying Super Searches Copycats Too Much Information The Online Community Cyber Superheroes	<u>Word Processing</u> Ingenious Images Learn the Layout Super Spelling Time For Tables Transform a Layout Hyperlinks in e-vouchers
Resources Needed				
Design and Technology	<b>Construction</b>  Make an Egyptian temple using nets	Textiles design and sew a Christmas decoration	Electrical construction	
Resources Needed	White card Greyboard Glue	Felt Needles Thread buttons	Electrical wire Bulbs Battery holders Batteries Paperclips	
French	<u>All Around Town</u> Where do You Live? In My Town Counting in 10's Counting to 100 My Address Is.... My Address Is.... How Do You Say....	<u>On the Move</u> Transport How Do You Go to School? Directions I Like to Move It How Do I Get to...? We All Go Together	<u>Gone Shopping</u> Fruit Vegetables Clothes Where Can I Buy? French Money Let's Go Shopping	<u>Where in the World</u> United Kingdom Where Do They Speak French? The Equator Continents Animals Which Continent Are They From?
Resources Needed				
Geography	Our Town Identifying Europe using atlases and globe  Identifying location of the United Kingdom in Europe and its closest neighbours.  Identifying and naming the four nations of the UK and their respective capital cities.  Focus on East Cowes as "Our Town". Population Location Transport	Our Town Continued  Focus on local community Local geographical features including River Medina, The Solent, beaches, coastal waters.  Study into the changes in East Cowes from 1900s to present day. Development of transport links – ferry, road links, floating bridge access to Cowes.  Osborne House – study into why the IW of is of significant		

	Nearby towns/cities Geographical features Key Places of importance	interest geographically – fossils, jurassic coast, “England’s Garden Isle”.  Tourism Impact of tourism Island wide tourism Sailing – Solent waters providing backdrop for international competition		
Resources Needed	Globe Atlases Local OS Map for East Cowes Historical photographs of East Cowes -			
History	<b>ANCIENT EGYPT</b> The achievements of the earliest civilizations – an overview of where and when the first civilizations appeared and a depth study of Ancient Egypt	<b>ANCIENT EGYPT</b> The achievements of the earliest civilizations – an overview of where and when the first civilizations appeared and a depth study of Ancient Egypt	<b>A local History study</b>  (a study of an aspect of history or a site dating from a period beyond 1066 that is significant to the locality)  Isle of Wight Railways	<b>A local History study</b>  (a study of an aspect of history or a site dating from a period beyond 1066 that is significant to the locality)  Isle of Wight Railways
Resources Needed	Egyptian artefacts Papyrus Hieroglyph stamps Photopack	Egyptian artefacts Papyrus Hieroglyph stamps Photopack		
Music				
Resources Needed				
Physical Education	Problem solving Football	Cats Handball	Bridges Hockey	Space Tag Rugby
Resources Needed	See Complete PE Planning	See Complete PE Planning	See Complete PE Planning	See Complete PE Planning
PSHE /RSHE				
Resources Needed				
Curriculum Trips				